

M12 MALE 0° / MSUD VALVE PLUG FORM B 10 MM

PUR 3X0.75 YELLOW, UL/CSA, drag ch 0.3m

Form B (10 mm) – M12, male straight

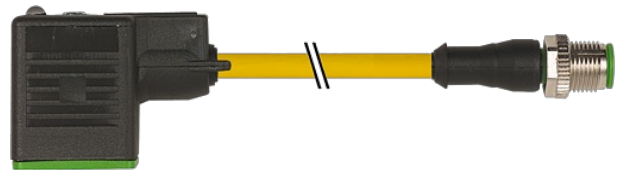
24 V AC $\pm 20\%$ / DC $\pm 25\%$

LED and suppression

Further cable lengths on request.

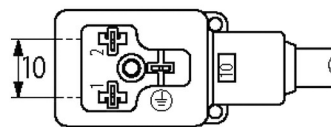
Plastic housings with good resistance against chemicals and oils.

The resistance to aggressive media should be individually tested for your application. Further details on request.

Illustration

Female

Male



Product may differ from Image

Approvals

cCSAus

* only for products with UL/CSA approved cable

Form

Form 41001

Cables

| | |
|----------------------------|--------------------------|
| No./diameter of wires | 3 x 0.75 mm ² |
| Wire isolation | PP (bk num, gnye) |
| C-track properties | 10 Mio. |
| Material (jacket) | PUR (UL/CSA) |
| Outer Ø | 5.9 mm $\pm 5\%$ |
| Bend radius (moving) | 10 x outer Ø |
| Temperature range (fixed) | -40...+80 °C |
| Temperature range (mobile) | -25...+80 °C |

| | |
|-------------------------------------|--|
| Cable identification | 036 |
| Cable Type | 3 (PUR) |
| Approval (cable) | cURus (AWM-Style 20549/10493); CE conform |
| Cable weight [g/m] | 56,10 |
| Material (wire) | Cu wire, bare |
| Resistor (core) | max. 26 Ω /km (20 °C) |
| Single wire \varnothing (core) | 0.15 mm |
| Construction (core) | 42× 0.15 mm (multi-strand wire class 6) |
| Diameter (core) | 3× 0.75 mm ² |
| AWG | similar to AWG 18 |
| Material (wire isolation) | PP |
| Material property (wire isolation) | CFC-, halogen-, cadmium-, silicone- and lead-free |
| Shore hardness (wire isolation) | 70 ±5 D |
| Wire- \varnothing incl. isolation | 1.85 mm ±5% |
| Color (jacket) | yellow |
| Color/numbering of wires | bk numbered, gnye longitudinally striped |
| Stranding combination | 3 wires twisted |
| Shield | no |
| Material (jacket) | PUR |
| Material property (jacket) | CFC-, halogen-, cadmium-, silicone- and lead-free, matt, low-adhesion, machine easy to process, abrasion-resistant, hydrolysis and microbial resistant |
| Shore hardness (jacket) | 90 ±5 A |
| Outer- \varnothing (jacket) | 5.9 mm ±5% |
| chemical resistance | good resistance to oil, gasoline and chemicals (EN 60811-404) |
| thermal resistance | flame retardant UL 1581 VW1 / CSA FT1 / IEC 60332-1, IEC 60332-2-2 |
| Nominal voltage | 300 V AC |
| Test voltage | 2500 V AC |
| Current load capacity | to DIN VDE 0298-4 |
| Temperature range (fixed) | -40...+80 °C, (+90 °C at max. 10 000 operating hours) |
| Temperature range (mobile) | -25...+80 °C, (+90 °C at max. 10 000 operating hours) |
| Bend radius (fixed) | 5× outer \varnothing |
| Bend radius (moving) | 10× outer \varnothing |
| No. of bending cycles (C-track) | max. 10 Mio. (25 °C) |
| Travel speed (C-track) | max. 3 m/s |
| Acceleration (C-track) | max. 10 m/s ² |
| Torsion stress | ±180°/m |
| No. of torsion cycles | max. 2 Mio. (25 °C) |
| Torsion speed | 35 cycles/min |
| Jacket Color | yellow |

Technical Data

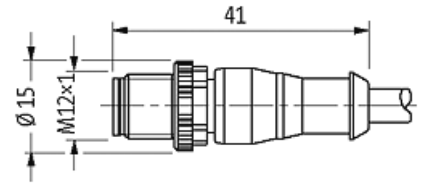
| | |
|-------------------------------|---|
| Operating voltage | 24 V AC ±20% / DC ±25% |
| Rated surge voltage | 0.8 kV |
| Operating current per contact | max. 4 A |
| Switch off peak | max. 55 V |
| Switch off delay time | max. 20 ms |
| Locking of ports | M3/M12×1 mm (recommended torque 0.4/0.6 Nm) |
| Housing | Black plastic (gray on request) |
| Protection | IP67 inserted and tightened (EN 60529) |

General data

| | |
|-------------------|--|
| Temperature range | -25...+85 °C, depending on cable quality |
|-------------------|--|

Commercial data

| | |
|-----------------------|---------------|
| country of origin | CZ |
| customs tariff number | 85444290 |
| EAN | 4048879148023 |
| eClass | 27279218 |
| Packaging unit | 1 |

Sketch

Product may differ from Image